

COLORING PAGES BUNDLE **FOR KIDS**

from
inthebagkidscrafts.com





COLORING TRICKS



Coloring and drawing are some of the best ways not only to promote fine motor skills, but also to work on skills like visual perception, hand-eye coordination, pressure and pacing. Plus it's good for the imagination. But there are some things that you can do to encourage the use of a mature grasp when a kiddo is coloring:


- Break the crayons. A shorter crayon is easier to hold between the index finger and thumb and almost impossible for a kiddo to hold with a fistful grasp.
- Use short and fat drawing/coloring implements. I am a fan of pipsqueak markers by Crayola.
- Instead of full-sized pencils, choose golf pencils which are half the size.
- Buy some crayons (often found at the Dollar Store or Five Below) that are fun seasonal shapes...or make your own by melting broken crayons into silicone molds. You can also buy "stone" crayons online that come in beautiful colors.
- Here is my favorite: while your child is holding the drawing implement with the index and middle fingers opposed to the thumb, also have them tuck a small object, like a marker lid or pompom into the palm of the hand which they hold their with their ring finger and pinky.
- Gently encourage a mature grasp by saying "pinch pinch" and holding the drawing implement in front of them vertically to grab it instead of leaving it on the tabletop for them to pick up.



































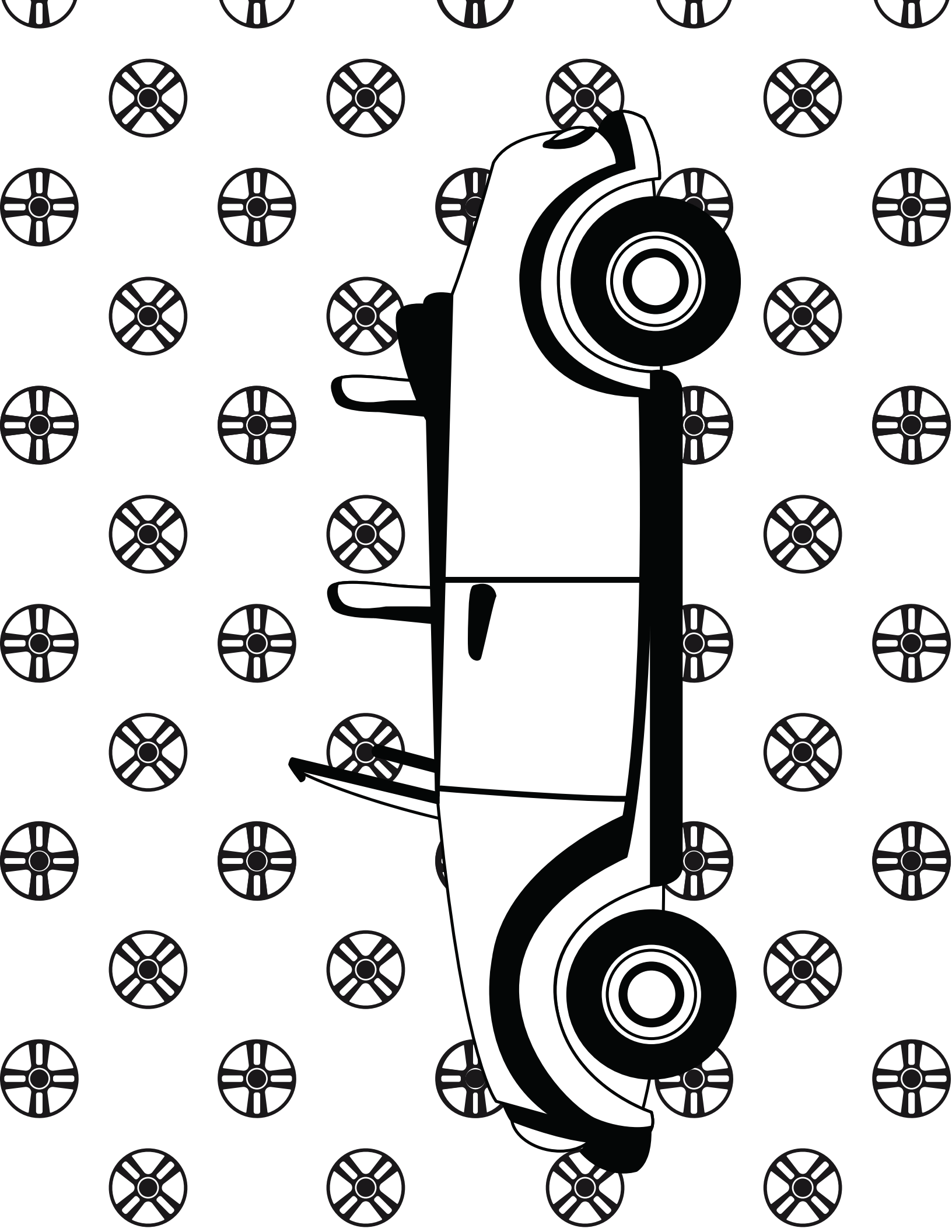


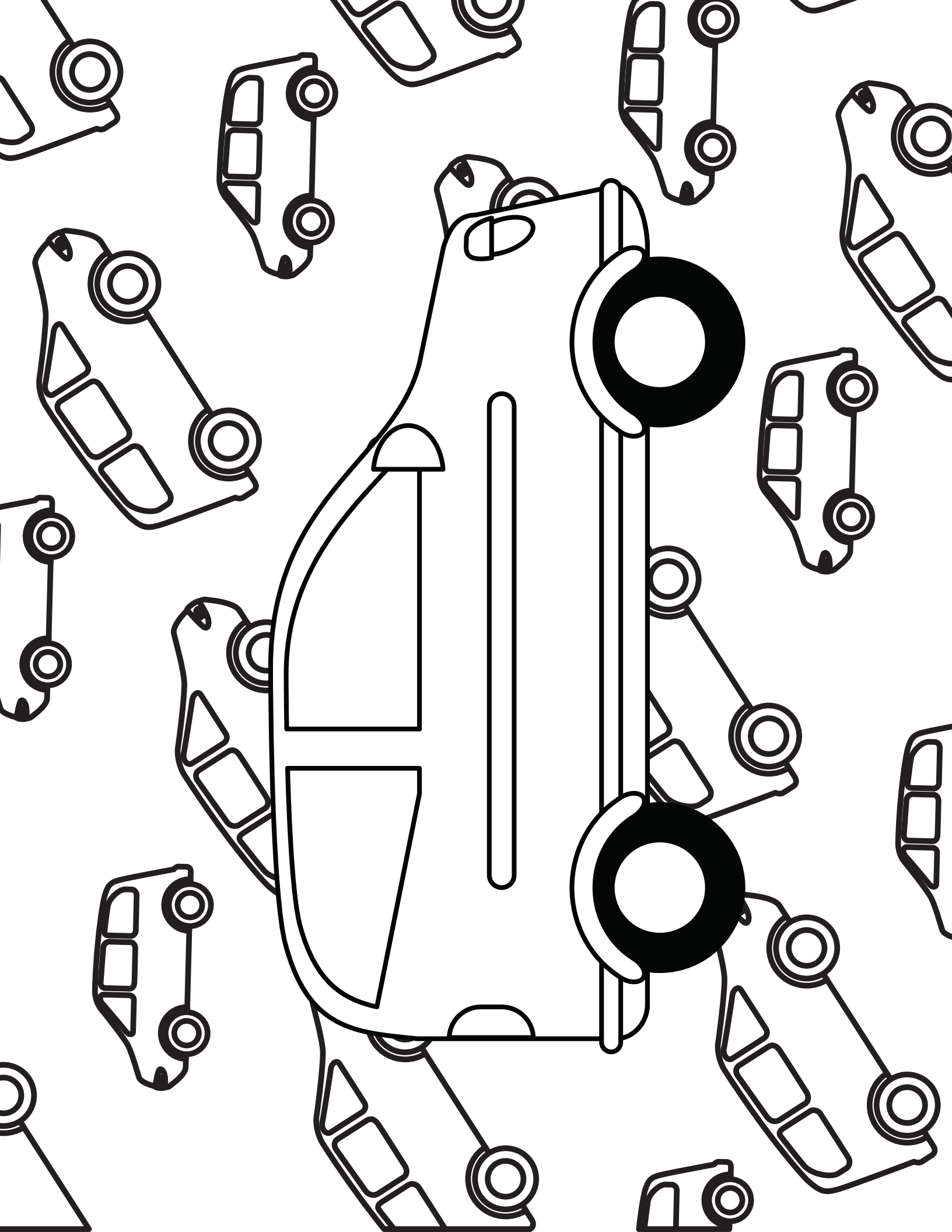





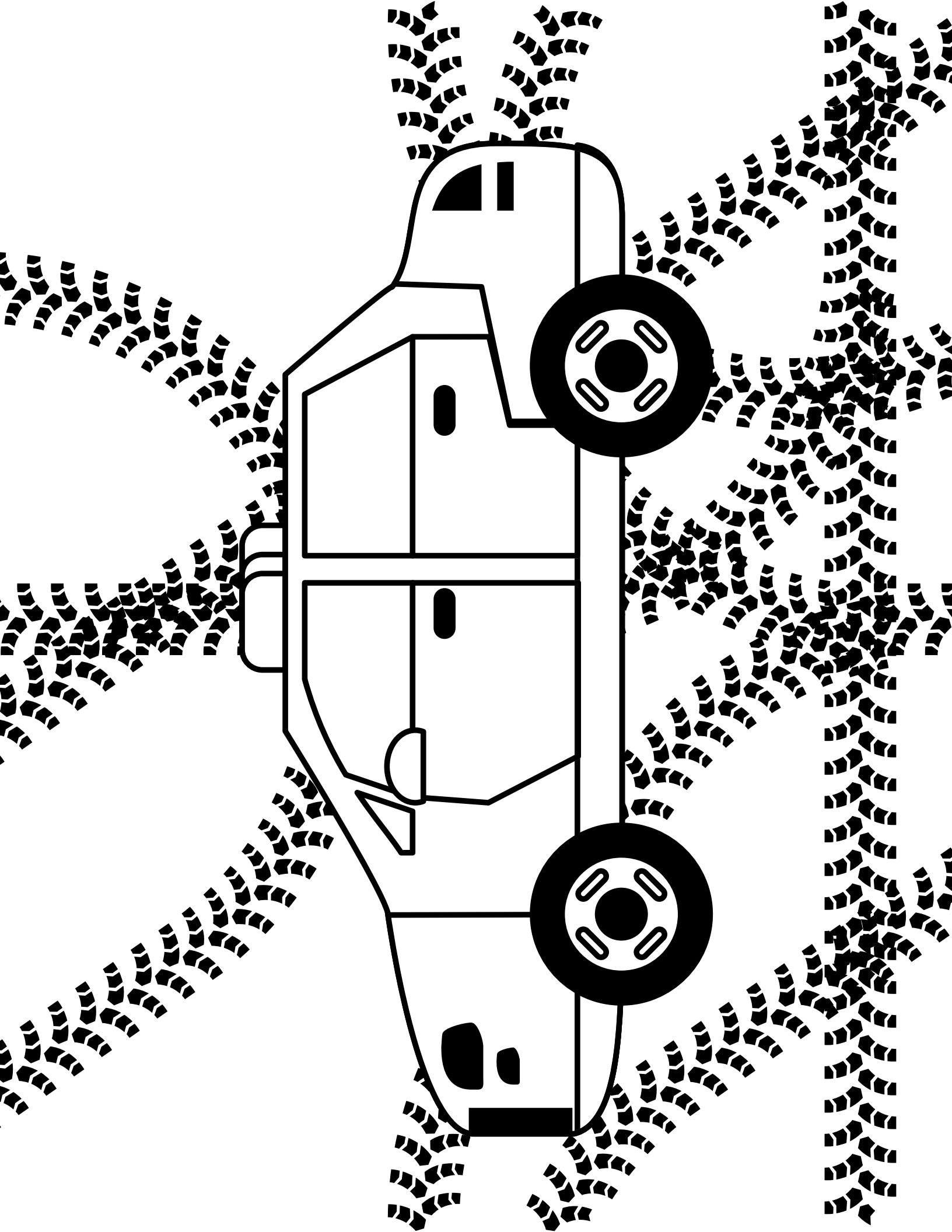













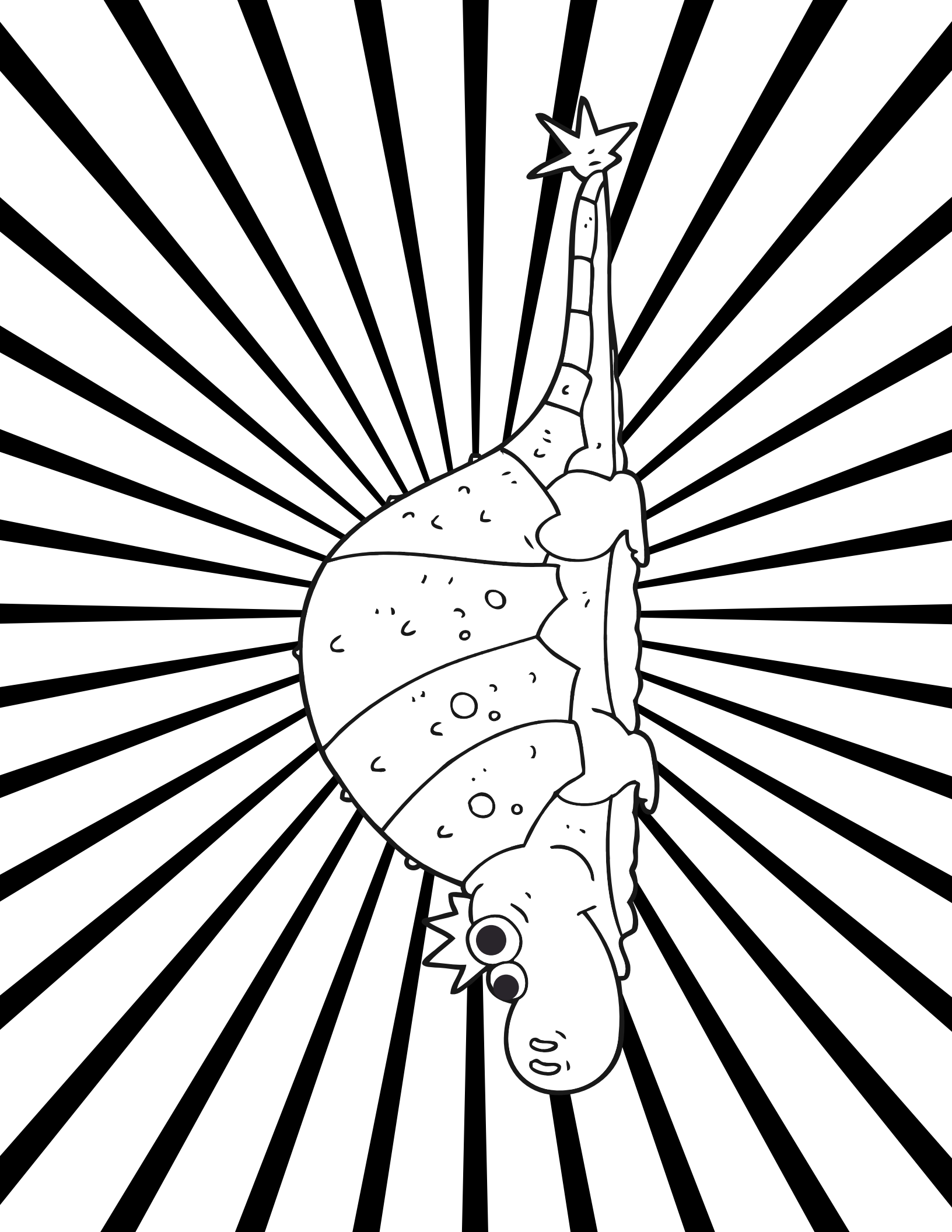














































terms of use

Thank you for your purchase! By purchasing this resource, you are agreeing that the contents are the property of IN THE BAG KIDS' CRAFTS, LLC and licensed to you only for personal use as a single user. I retain the copyright, and reserve all rights to this product.

YOU MAY:

- Use free and purchased items for your own personal use.
- Reference this product in blog posts, at seminars, professional development, workshops, or other such venues, ONLY if both credit is given to myself as the author, and a link back to the original source (inthebagkidscrafts.com)

YOU MAY NOT:

- Claim this work as your own, alter the files in any way, or remove copyright / watermarks.
- Sell the files or combine them into another unit for sale / free.
- Post this document for sale / free elsewhere on the internet (this includes Google Doc links on blogs).
- Making copies of purchased items to share with others is strictly forbidden and is a violation of the TOU / law.

Thank you for abiding by universally accepted codes of professional ethics while using this product. As this is a digital product, no refunds will be issued. If you encounter an issue with your file, notice an error, or are in any way experiencing a problem, please contact me and I will be more than happy to help sort it out. You can message me at hello@inthebagkidscrafts.com

*All activities are to be completed with adult supervision. Upon purchase you are agreeing to these terms of use.