


# GROUNDHOG DAY HANDPRINT ACTIVITY



# Supplies:


- Crayons or markers
- Black or gray paint
- Large pompom (for painting)
- Groundhog Day printable


# Instructions:

- Choose one of the groundhog pictures and print it out.
- Color the picture with crayons or markers.
- Paint the palm of your hand with black or gray paint.
- Decide whether the groundhog will see his shadow or not so that you know where to place the handprint.
- Place the handprint in place as the groundhog's shadow on the bottom half of the page.

\*You can also do this with footprints or handprints with wee tiny little ones using the pre-colored option.









**Thank you so much for purchasing this craft template!  
Here are some other popular printables you are going to  
love. Click on any of the pictures to learn more.**



[Coloring Pages  
Bundle](#)



[100 Craft  
Flashcard Sets](#)



[Craft-a-Week  
Collection](#)



[Clothespin  
Craft Animals](#)



[Mix-n-Match  
Monsters](#)



[Paper Plate  
Bird Crafts](#)