


LEARNING PATTERNS WITH RESIST PAINTING


HOW TO USE THESE PRINTABLES

Gather the following materials:


 Printer Paper

 White Crayon

 Watered Down Paint (or water colors)

 Paint Brush

OR

 Small Pompom Pinched with Clothespin

Instructions:

Print the worksheets that you would like your child to try. Then, use the white crayon to write the answers to finish off each pattern on the page. They should be “invisible”. If they are not, you will cover the answers as your child works through the problems and only reveal them when it is time to check the work. Have your kiddo say the pattern out loud, including what should be in the empty space. Then have him/her paint over the answer to check for accuracy.

LEARNING PATTERNS WITH RESIST PAINTING

