


LEARNING SIGHT WORDS USING RESIST PAINTING


HOW TO USE THESE PRINTABLES

Gather the following materials:

 Printer Paper

 White Crayon

 Watered Down Paint (or watercolors)

 Paint Brush

OR

 Small Pompom Pinched with Clothespin

Instructions:

Print your chosen worksheets. Then, use the white crayon to circle the correct answer. (Before your child sees the worksheet). This will be “invisible”. Have your kiddo say the answer to the question and then check his/her answer by painting over it. The circle will appear around the answer if it is correct. If not, try again.

LEARNING SIGHT WORDS USING RESIST PAINTING



cap cat car



box ball blue



bar bam bat



tee bee fee




bus sub buc

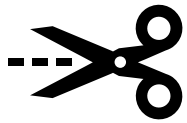


cat cap car

LEARNING SIGHT WORDS USING RESIST PAINTING




sub sun sue



cut cue cap



cut cup cue



ball bus bug



fish for fall



cot cat cow


LEARNING SIGHT WORDS USING RESIST PAINTING




mat rug mug



cat cue cup



gig pig pug



fly for far



run rug rag



tea free tree

LEARNING SIGHT WORDS USING RESIST PAINTING



frog

sun

sue



cut

cue


tea



hit

cup

cue



dog

bus

bug



fish

for

see



cot

ant

cow