



# SPELLING SIGHT WORDS WITH RESIST PAINTING


## HOW TO USE THESE PRINTABLES

Gather the following materials:

 Printer Paper

 White Crayon

 Watered Down Paint (or watercolors)

 Paint Brush

OR

 Small Pompom Pinched with Clothespin

Instructions:

Print your chosen worksheets. Then, use the white crayon to write out each sight word (Before your child sees the worksheet). The answer will be “invisible”. Have your kiddo spell the sight word out loud and then check his/her answer by painting over it.

# SPELLING SIGHT WORDS WITH RESIST PAINTING



--	--	--



--	--	--	--



--	--	--



--	--	--




--	--	--

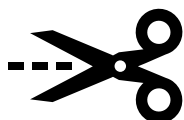


--	--	--

# SPELLING SIGHT WORDS WITH RESIST PAINTING




--	--	--



--	--	--



--	--	--



--	--	--



--	--	--	--



--	--	--


# SPELLING SIGHT WORDS WITH RESIST PAINTING




--	--	--



--	--	--



--	--	--



--	--	--



--	--	--



--	--	--	--

# SPELLING SIGHT WORDS WITH RESIST PAINTING



--	--	--	--



--	--	--



--	--	--



--	--	--



--	--	--



--	--	--